
































TOWERRUNNING 160 VIENNA-BRNO-BRATISLAVA

Standings after 2 of 3 races



| Towerrunning 160 VBB | | | | Race 1  | | Race 2  | | Race 3  | | |
|----------------------|----------------------|-----|---|--|--------|--|--------|--|--------|------|
| Men | | | | Total | Points | Rank | Points | Rank | Points | Rank |
| 1= | Piotr Lobodzinski | POL |  | 148 | 80 | 1 | 68 | 2 | | |
| 1= | Tomas Celko | SVK |  | 148 | 68 | 2 | 80 | 1 | | |
| 3 | Frank Carreno | COL |  | 114 | 54 | 4 | 60 | 3 | | |
| 4 | Stefan Stefina | SVK |  | 104 | 60 | 3 | 44 | 6 | | |
| 5 | Martin Tomica | CZE |  | 102 | 48 | 5 | 54 | 4 | | |
| 6 | Arkadiusz Karbowy | POL |  | 88 | 40 | 7 | 48 | 5 | | |
| 7 | Goerge Heimann | GER |  | 80 | 44 | 6 | 36 | 8 | | |
| 8 | Mateusz Marunowski | POL |  | 76 | 36 | 8 | 40 | 7 | | |
| 9 | Ralf Hascher | GER |  | 66 | 33 | 9 | 33 | 9 | | |
| 10 | Michal Kovac | SVK |  | 57 | 30 | 10 | 27 | 11 | | |
| 11 | Pavel Holec | CZE |  | 54 | 24 | 12 | 30 | 10 | | |
| 12 | Rudolf Reitberger | AUT |  | 49 | 27 | 11 | 22 | 13 | | |
| 13 | Rauno Tiits | EST |  | 42 | 18 | 15 | 24 | 12 | | |
| 14 | Lars Migge | GER |  | 32 | 16 | 16 | 16 | 16 | | |
| 15 | Samuel Rybar | SVK |  | 27 | 13 | 18 | 14 | 17 | | |
| 16 | Matej Hrabos | SVK |  | 25 | 12 | 19 | 13 | 18 | | |
| 17 | Rolf Majcen | AUT |  | 22 | 22 | 13 | | | | |
| 18= | Lukas Hinterhölzl | AUT |  | 20 | 20 | 14 | | | | |
| 18= | Viktor Novotny | CZE |  | 20 | | | 20 | 14 | | |
| 20 | Tibor Sumpik | SVK |  | 18 | | | 18 | 15 | | |
| 21 | David Harris | GBR |  | 18 | 10 | 21 | 8 | 23 | | |
| 22 | Wouter Te Rijdt | NED |  | 17 | 7 | 24 | 10 | 21 | | |
| 23 | Arturo Velazquez | MEX |  | 16 | 9 | 22 | 7 | 24 | | |
| 24 | Benedikt Schultes | AUT |  | 14 | 14 | 17 | | | | |
| 25 | Dano Cecetka | SVK |  | 14 | 8 | 23 | 6 | 25 | | |
| 26 | Andrej Zvarik | CZE |  | 12 | | | 12 | 19 | | |
| 27= | Erwin Heider | AUT |  | 11 | 11 | 20 | | | | |
| 27= | Michal Sysel | CZE |  | 11 | | | 11 | 20 | | |
| 29 | Michal Soucek | CZE |  | 9 | | | 9 | 22 | | |
| 30 | Matej Matus | SVK |  | 9 | 6 | 25 | 3 | 28 | | |
| 31= | Guenther Koehler | AUT |  | 5 | 5 | 26 | | | | |
| 31= | Martin Bohun | CZE |  | 5 | | | 5 | 26 | | |
| 33= | Manfred Sprinzl | AUT |  | 4 | 4 | 27 | | | | |
| 33= | Martin Vojtech | CZE |  | 4 | | | 4 | 27 | | |
| 35 | Thomas Reichetzedler | AUT |  | 3 | 3 | 28 | | | | |
| 36= | Pascal Le Bail | AUT |  | 2 | 2 | 29 | | | | |
| 36= | Pavel Simek | CZE |  | 2 | | | 2 | 29 | | |
| 38= | Nishad Manerikar | GBR |  | 1 | 1 | 30 | | | | |
| 38= | Frantisek Koliba | CZE |  | 1 | | | 1 | 30 | | |